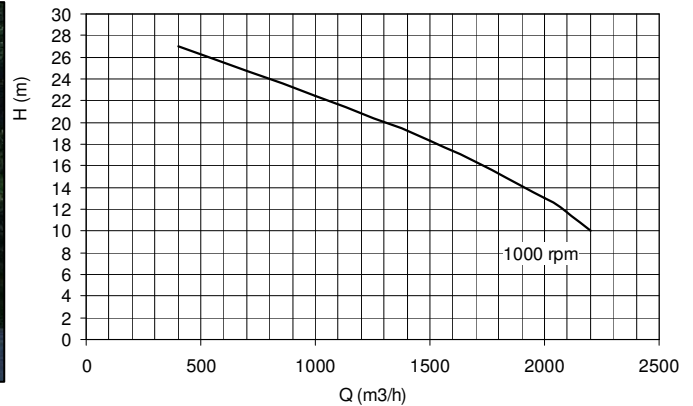


# BBA auto prime contractor pumps



**Type: BA-C 350S8 D445 VO GL**  
14" diesel driven in a sound absorbing canopy



## General:

The BBA auto prime contractor pump BA-C 350S8 D445 is a high robust dieselmotor pumpset with a flow capacity up to 2200 m<sup>3</sup>/h, total head up to 28 m and solid handling of 101 mm. It combines an extremely high efficient centrifugal pump and state-of-the-art dieselmotor pump design. The reliable and simple operated BBA vacuum pump with mechanic float box enables a suction lift up to 8 m. The patented Cyclo-seal system makes the pump suitable for continuous use even in intermediate flow situations. The diesel driven BA-C pump in a sound absorbing canopy results in a noise level of 60 dBA at 10m.

Suitable to operate even in residential areas. With the **E-slide®** system the pump unit can easily moved out of the canopy for quick inspection or maintenance purpose. The high efficient BA-C pumps fully meet today's requirements on low energy and maintenance costs.

## Applications:

This multi purpose pump system is used for sewage water by-passing, general construction, site-dewatering and as emergency pump.

## Technical specifications:

### Centrifugal pump:

impeller type : channel impeller  
flow max : 2200 m<sup>3</sup>/h  
head max : 28 m  
impeller size : 445 mm  
free passage : 101 mm  
req. power : 92 kW  
pump speed : 1000 rpm  
max speed : 1000 rpm  
connections : suction DN 350  
: discharge DN 300

### Materials:

pump casing : cast iron GG 20  
impeller : cast iron GG 20  
pump shaft : steel SAE 1144  
shaft seal : mechanical seal Cyclo seal  
seal faces : tungsten carbide /  
silicium carbide  
O ring : Viton

### Vacuum pump:

pump type : diaphragm  
air capacity : 100 m<sup>3</sup>/h  
max vacuum : 8 m  
drive : tooth-belt driven

### Materials:

diaphragm : NBR  
valves : NBR  
float box : aluminium coated  
floater : stainless steel 1.4301  
non return valve : cast iron GG 25

## BBA Pumps BV

Edisonstraat 12, 7006 RD  
P.O. Box 498, 7000 AL  
Doetinchem

## Pumps for results

Tel. (+31) 314 36 84 36  
Fax. (+31) 314 37 84 03

www.bbapumps.com  
info@bbapumps.com

# BBA auto prime contractor pumps



**Type: BA-C 350S8 D445 VO GL**

14" diesel driven in a sound absorbing canopy

## Diesel drive:

diesel motor : Volvo TAD650VE  
cooling : liquid cooled  
cylinder : 6 cylinder  
motor power : 122 kW at 1800 rpm  
start : electric 12 V incl. hour counter  
fuel tank : 300 liter  
assembly : in a galvanized canopy,  
lockable doors,  
oil-water separator  
noise level : 60 dBA at 10 m

## Dimensions:

l x w x h : 4500 x 1500 x 2510 mm



## Optional:

### auto level control:

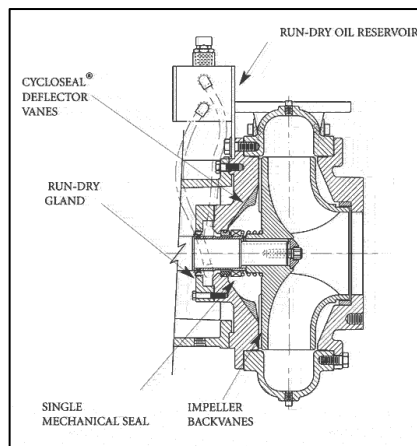
automatic start-stop device  
with two float switches  
auto-O-manual, incl. hour counter



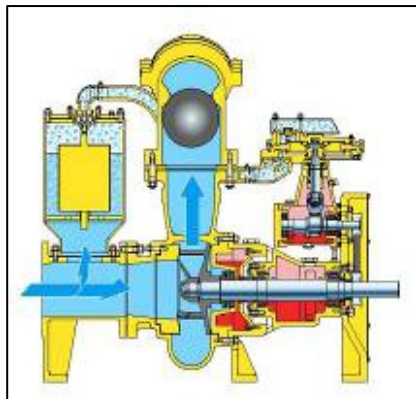
## Standard:

### Cycloseal ®

The cycloseal creates a Cyclo-action, which removes materials from the seal area, extending seal life and eliminating any need for venting or water flushing



## Working principle:



The vacuum diaphragm pump primes the air from the suction side. A non return valve in the discharge side prevents priming from this side.

As soon as the water is primed, the floater closes the connection to the vacuum pump.

The highly efficient centrifugal pump starts pumping.

## BBA Pumps BV

Edisonstraat 12, 7006 RD  
P.O. Box 498, 7000 AL  
Doetinchem

## Pumps for results

Tel. (+31) 314 36 84 36  
Fax. (+31) 314 37 84 03

[www.bbapumps.com](http://www.bbapumps.com)  
[info@bbapumps.com](mailto:info@bbapumps.com)

Pomptype / Pumpentyp / Pump type : BA-C 350S8D445

Toerental / Drehzahl / Speed : 1000rpm

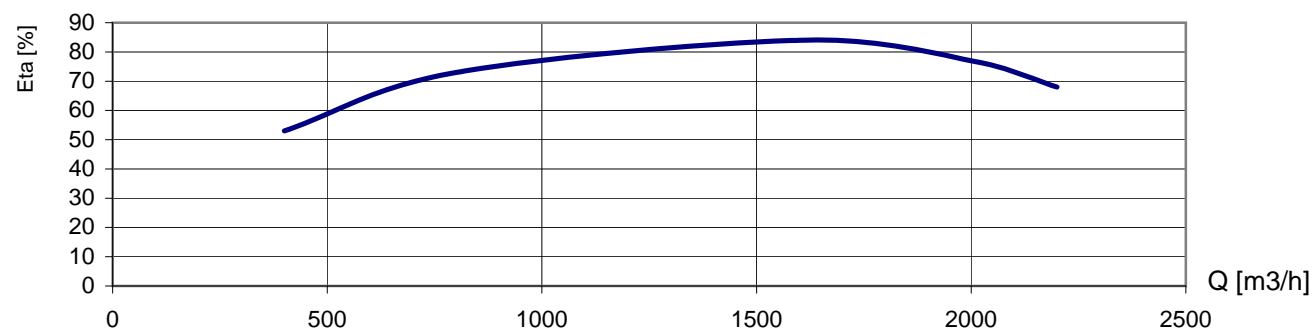
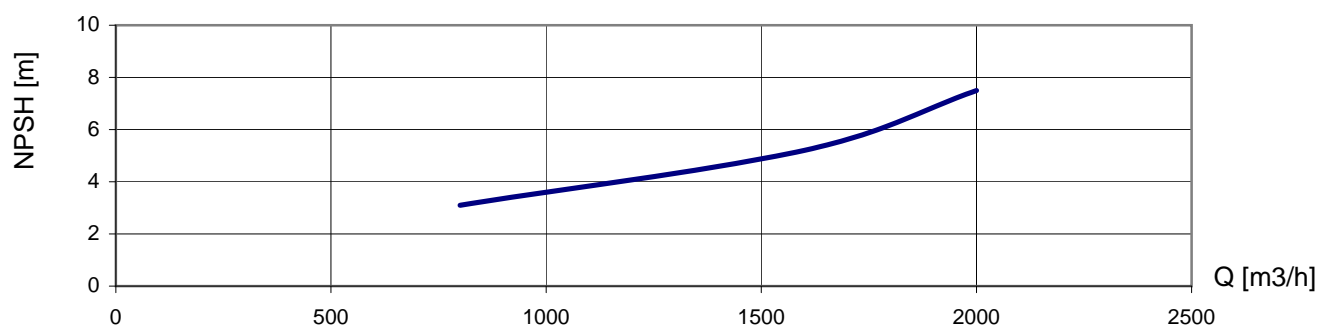
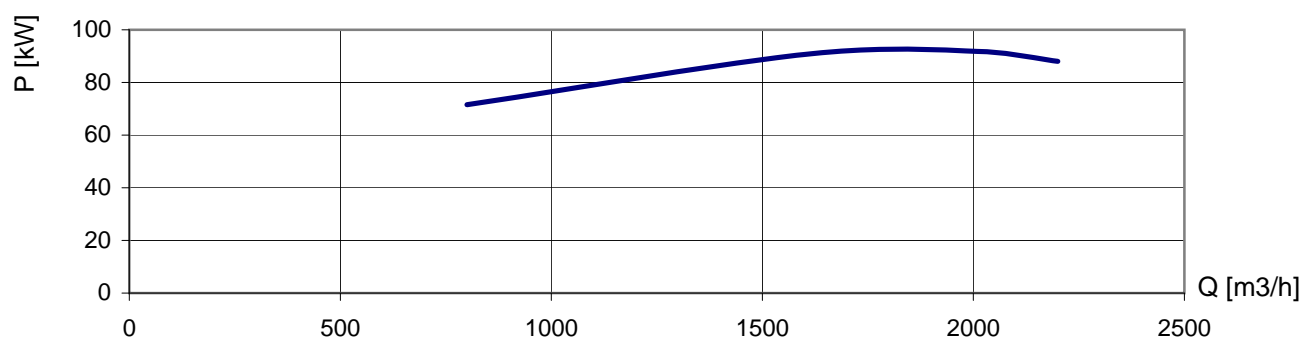
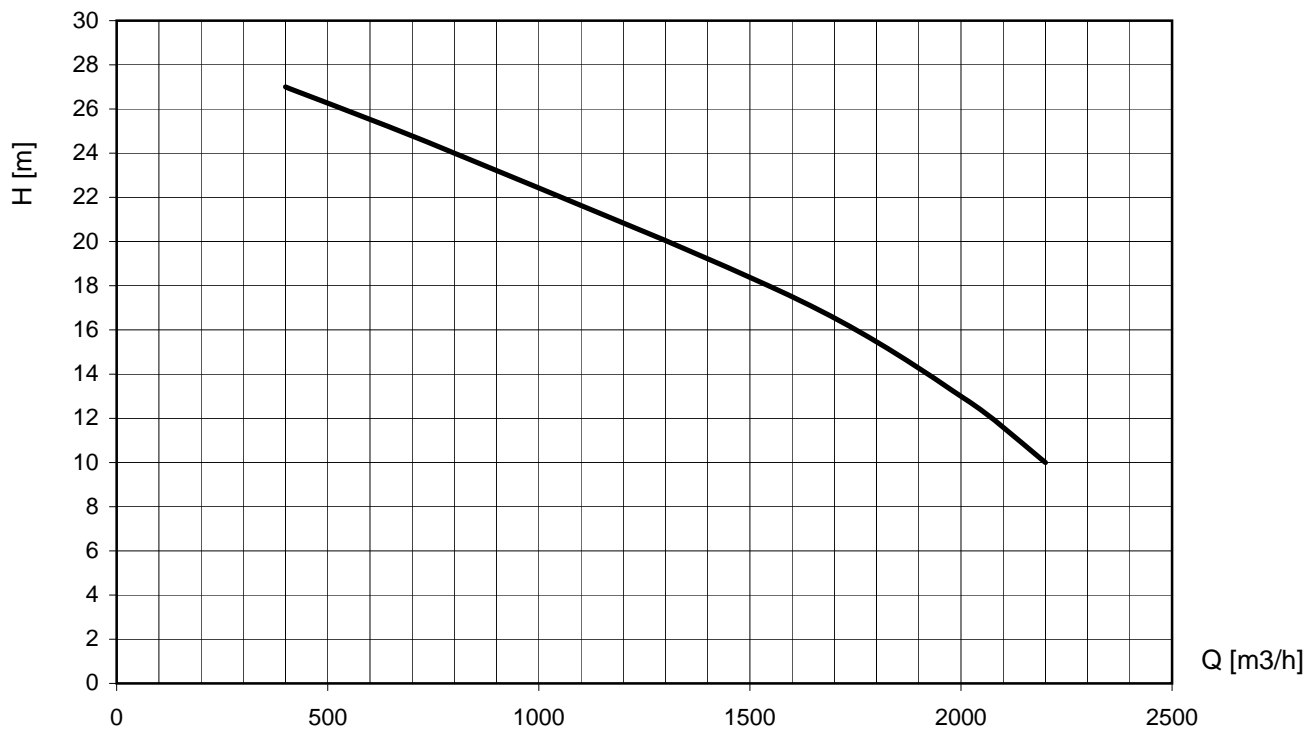
Waaier / Laufrad / Impeller : 445mm

Slijtplaat / Verschleissplatte / Wear plate : -

Vrije doorlaat / Freier Durchgang / Free passage : 101mm

Zuig / Saug / Suction : DN350

Pers / Druck / Discharge : DN300



Pomptype / Pumpentyp / Pump type : **BA-C 350S8D445**

Toerental / Drehzahl / Speed : **1000rpm**

Waaier / Laufrad / Impeller : **445mm / 17½"**

Slijtplaat / Verschleissplatte / Wear plate : **-**

Vrije doorlaat / Freier Durchgang / Free passage : **101mm / 4"**

Zuig / Saug / Suction : **DN350**

Pers / Druck / Discharge : **DN300**

