

BBA self-priming centrifugal pumps



Type: B 60-220 BVGMC
2" cast iron monobloc

General:

The BBA self-priming centrifugal pump B 60-220 (2") is a robust centrifugal pump with flow capacity up to 46 m³/h, total head up to 53 m and solid handling of 12 mm.

The construction with open impeller, changeable wear plate and large cleaning covers enables to pump clean or polluted liquids. The pump in cast iron, bronze or stainless steel is used in a wide range of markets.



Applications:

Marine, industry, construction, irrigation, waste water, agriculture and horticulture.

Technical specification:

Pump:

model	: B 60-220 BVGMC
max. flow	: 46 m ³ /h
max. head	: 53 m
impeller size	: 219 mm
free passage	: 12 mm
pump speed	: 2900 rpm
connections	: 2" BSP

Electric drive:

motor power	: 11.0 kW – 2 pole
voltage	: 3 ph 400/660 Volt
motor execution	: IP 55, ISO F
assembly	: monobloc
weight	: 170 kg

Materials:

pump casing	: cast iron GG 20 – 0.6020
head	: cast iron GG 20 – 0.6020
wear plate	: cast iron GG 20 – 0.6020
impeller	: cast iron GG 25 – 0.6025

shaft seal	: mechanical seal
seal faces	: sic / sic / viton
pump shaft	: steel C45 – 1.1191
fixing material	: steel 8.8 el. galvanised
gaskets	: NBR / Paper

Options B- series:

Mechanical seals:

MG1 seal	sic/sic/EPDM
TW seal	graphite /ceramic/nitril
	graphite /ceramic/nitril
	t. carbide/t. carbide/viton

Gaskets:

NBR	(Perbunan)
Viton	(FPM)
EPDM	
Teflon	(PTFE)

Extras:

+F	Din Flanges
+FK	Din Flanges s.s.316
+BI	impeller: bronze; shaft: s.s. 316
+BII	impeller-wear plate: bronze; shaft: s.s. 316
+KI	impeller-shaft: s.s. 316
+KII	impeller-wear plate-shaft: s.s. 316
+P	perma grease cartridge
+VP	grease glass
+T	trolley
60 Hz	motor 440 V – 60 Hz



BBA Pumps BV
Edisonstraat 12, 7006 RD
P.O. Box 498, 7000 AL
Doetinchem


Pumps for results
Tel. (+31) 314 36 84 36
Fax. (+31) 314 37 84 03

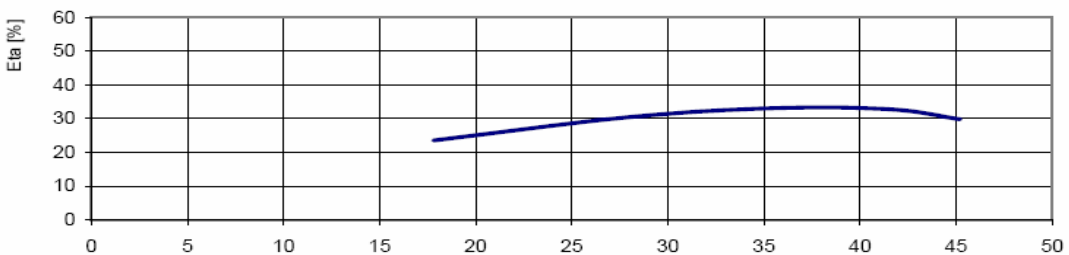
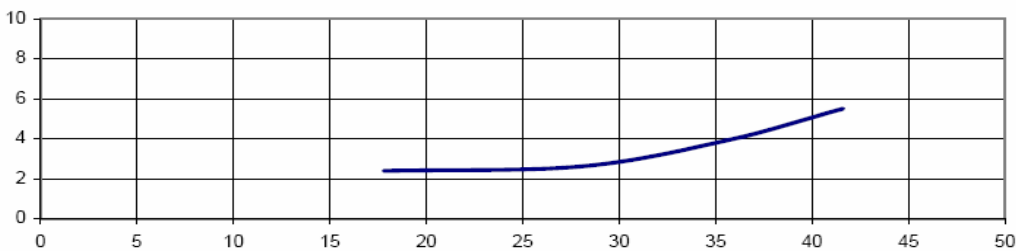
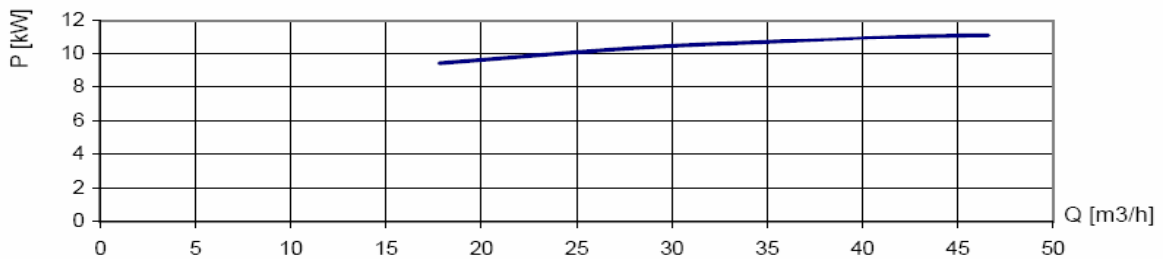
www.bbapumps.com
info@bbapumps.com

BBA self-priming centrifugal pumps

Type: **B 60-220 BVGMC**
 2" cast iron monobloc



Pomptype / Pumpentyp / Pump type	: B60-220 G	
Toerental / Drehzahl / Speed	: 2900 rpm	
Waaier / Laufrad / Impeller	: "open" 219 mm	
Slijtplaat / Verschleissplatte / Wear plate	:	
Vrije doorlaat / Freier Durchgang / Free passage	: 12 mm	
Zuig / Saug / Suction	: 2"	
Pers / Druck / Discharge	: 2"	



International standard ISO 9906 Grafiek / Kennlinie / Curve: **2003204**

