



**Pump specifications:**

Type .....	BA100K D193 K EX II 2G IIB T4
Max. Flow .....	130 m <sup>3</sup> /hour
Max. pressure.....	15 mwc
Connections .....	DN 100 (4")
Solids handling.....	80 mm (3,15")
Pump material .....	316 Stainless Steel
Vacuum system.....	BBA MP50
Motor .....	7.5 kW – Ex II 2G Ex de IIC T4
Voltage .....	400/690 V
Frame .....	BF10-18
Weight (net).....	1400 kg
ATEX classification.....	Complete unit EX II 2G IIB T4 Gb

**FEATURES**

**BA auto prime pump**

The ATEX pumps of the BA-series are designed for the pumping of liquids containing large solid particles. Thanks to the fully mechanical vacuum system the BA series pumps quickly prime and re-prime, even from dry conditions. Due to the special safety features the pump, motor, frame and control panel are suitable for use in ATEX zones 1 and 2 (gas environment).

**ATEX pumpsets comply with the directives**

- Machine directives (directive 2006/42/EC, as per the latest revision).  
 Low Voltage Directive (directive 2006/95/EC, insofar as applicable).  
 Concerning the electric motor – the EMC-directive (directive 2004/108/EG, as per latest revision)  
 ATEX 95 directives (directive 94/9/EC)
- - NEN-EN-ISO 12100
  - - NEN-EN 1127-1
  - - NEN-EN 13463-1
  - - NEN-EN 13463-5
  - - NEN-EN-IEC 60079-14
  - - NEN-EN-IEC 60204-1+A1+C11: 2006
  - - NEN-EN 809:1998+A1:2009/C1: 2010

**Complete package designed & built by BBA**

- Complete in-house design & production
- Over 60 years of experience in the market
- Extensive testing facility in-house
- Contemporary & functional design
- Durable & eco-friendly materials
- Custom builds available

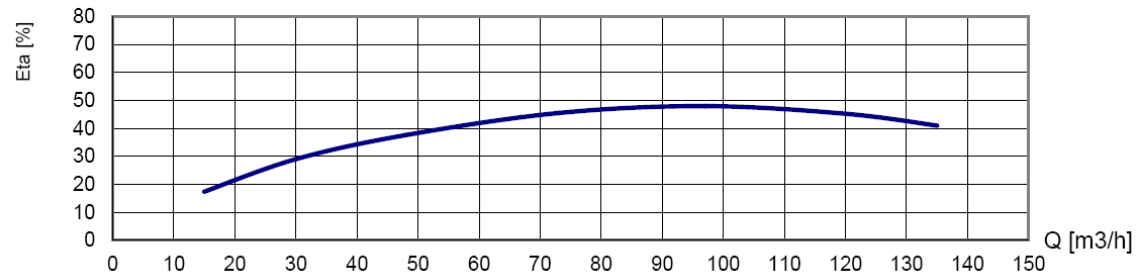
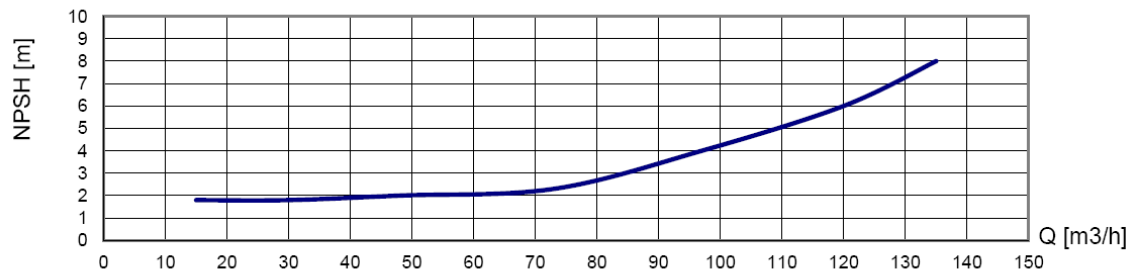
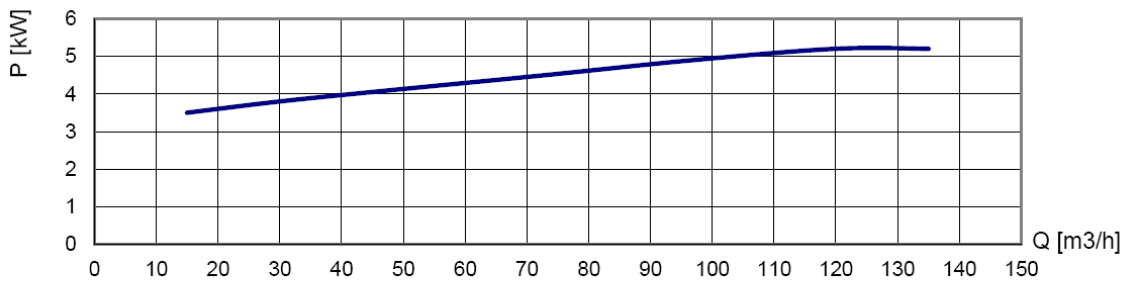
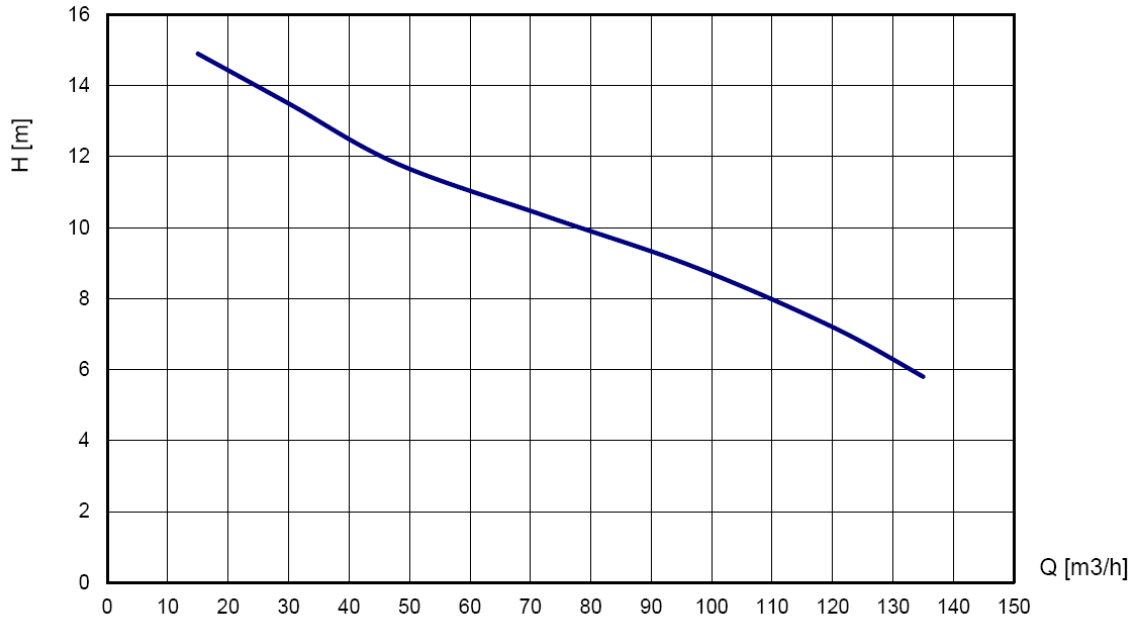
**Safety & Documentation**

- The Pumpset is fully ATEX certified
- Temperature class T4 (135° Celsius)
- Maximum external temperature 40° Celsius
- Maximum fluid temperature 65° Celsius
- Maximum pressure in the system up to 6 bar
- Pumping of liquids up to 50 mm<sup>2</sup>/s
- User manual incorporating ATEX
- Working instructions & Declaration of Conformity
- 3.1 certificate available upon request



*Pictures used in this data sheet are for illustrative purposes only and may differ from equipment in actual use.*

**PERFORMANCE CURVES (1475 TPM)**  
Continuous duty according ISO 9906



**STANDARD TECHNICAL SPECIFICATIONS**

**BBA auto prime pump**

Pump type.....	BA100K D193
Max. flow.....	130 m <sup>3</sup> /hour
Max. head.....	15 mwc
Impeller type .....	Channel impeller
Solids handling .....	80 mm
Pump casing.....	316 Stainless steel
Impeller and Wear plate ....	316 Stainless steel
Pump shaft.....	316 Stainless steel
Shaft seal.....	Mechanical seal
Seal faces .....	Sic/Sic
Seal rubbers .....	Viton



**BBA priming system**

Pump type.....	MP50 Diaphragm pump
Seal Rubbers MP50 .....	EPDM
Air handling capacity .....	Max. 50 m <sup>3</sup> /hour
Max. vacuum .....	8 m
Drive 230/400V .....	Electric motor 2.2 kW – Ex II 2G Ex de IIC T4
Coupling motor/MP .....	ATEX ExII 2G Eex c IIB T4
Float box primary.....	316 Stainless steel (optional with manual shut off valve for a max. pre-pressure 1.4 bar)
Float box secondary .....	316 Stainless steel
Non return valve .....	316 Stainless steel with viton check valve disc

**Electric motor main pump**

ATEX classification.....	Ex II 2G Ex de IIC T4
Power.....	7.5 kW
Rated Voltage.....	400/690V 50Hz
Protection class .....	IP55
Current (I nom.) .....	17.2 Amp
4-pole.....	1460 TPM
Connection.....	Direct shaft connection without coupling



**BBA control panel**

All the components used for the control panel are in conformity with the ATEX classification. The below mentioned features and protective items are part of the standard configuration: The main pump switches on/off through an automatic star delta switch with thermal protection. The vacuum pump switches DOL and is provided with thermal protection. Other standard components are: Main power switch, emergency stop, switch Manual/0/Automatic, reset button, error signal lamp, hour counter located behind control cabinet window, 2 floats firmly attached in the control panel with a 20m cable length. 50 meter power cable provided with a CE plug 32/5, earth cables between components.

**BBA frame**

Frame type.....	BF10-18
Dimensions L x W x H .....	1800 x 1040 x 1400 mm
Basic frame.....	Hot dip galvanised without spraying
Handling.....	Fitted with two forklift pockets and lifting eye
Stacking .....	Frame is suitable for stacking
Roof panels.....	Hot dip galvanised roof panels with hinges
Earthing point.....	1 central connection point for the earth cable
Welding.....	Verified by an external party

