


Pump specifications:

Type.....	BA300E D328
Max. flow	1250 m ³ /hour (5500 US gpm)
Max. pressure	19 mwc (63 ft.)
Solids handling	120 x 105 mm
Impeller type	Semi-open impeller
Priming system	BBA MP100
Engine	Perkins 1104D-44TA
Emission standard	Stage IIIA
Canopy	M10-30
Discharge x suction	12" x 12" flanges
Sound level.....	Approx. 64 dB(A) at 10 m
Dry weight.....	3500 kg (7700 lbs)

FEATURES
BA auto prime pump

The BA range of pumps has been designed with a clear focus on reliability, efficiency and durability. Featuring a 100% mechanical priming system, the BA series pumps quickly prime and re-prime, even from dry conditions. The heavy build style of both pump and canopy make the BA range perfect for use in the strenuous contractor market.

World-class performance

The BA range is built to be deployed on the most demanding dewatering and sewage bypassing applications. Using high efficiency pumps and state-of-the-art diesel engines, the pumps offer maximum performance at minimal cost, fully in-sync with the company philosophy of "Lowest cost of ownership".

Sustainability

- High efficiency pumps minimising fuel consumption
- Corrosion free hot dip galvanised canopy
- Corrosion free composite door panels
- 100% Oil-spill free priming system
- Fully bunded unit eliminating fuel/oil spills at all times

Complete package designed & built by BBA Pumps

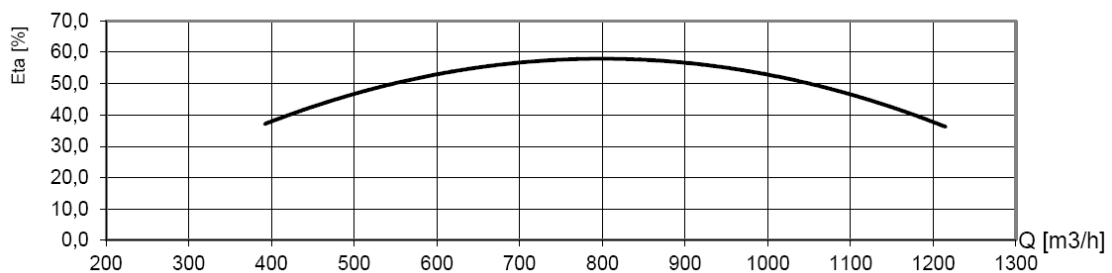
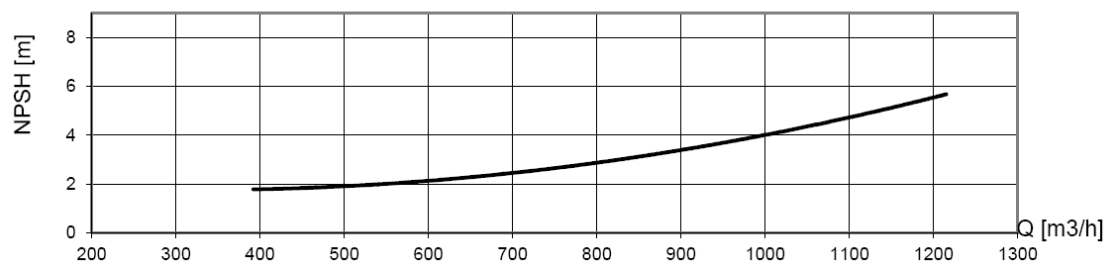
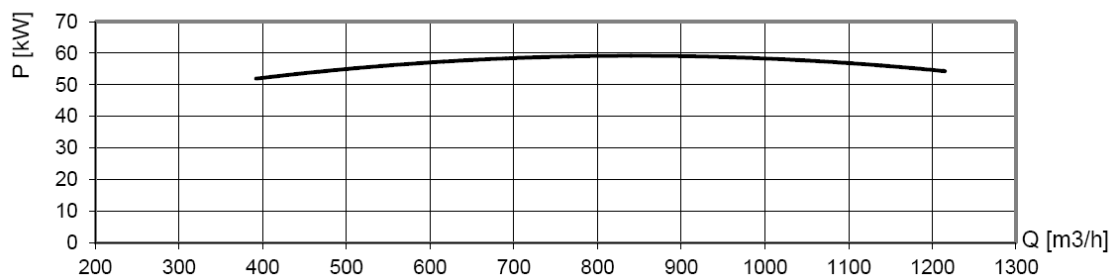
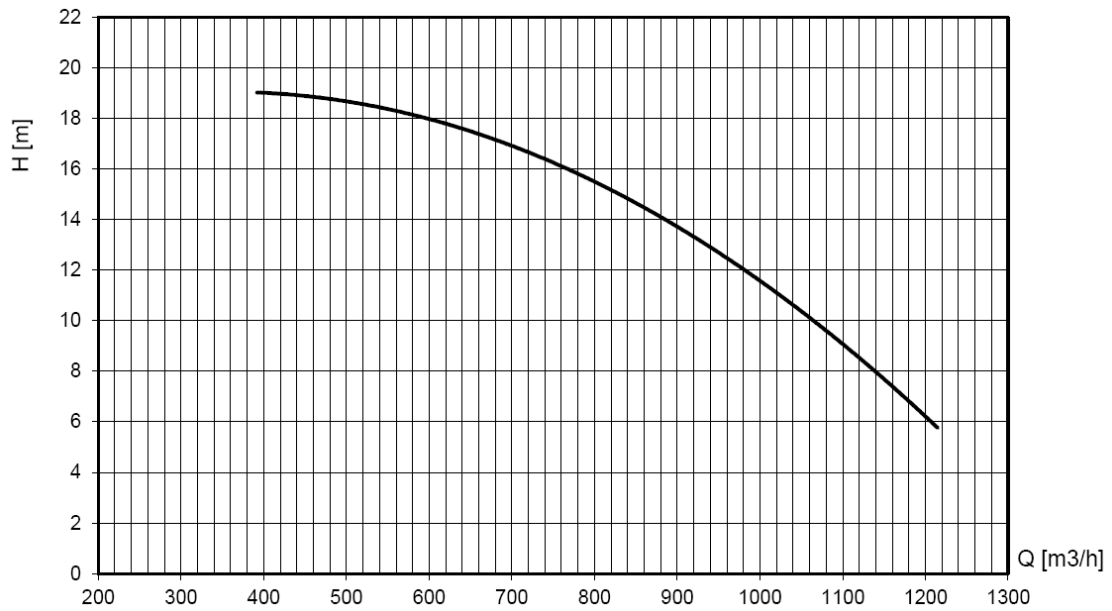
- Complete in-house design & production
- Over 70 years of experience in the market
- Complete testing facility in-house
- Contemporary & functional design
- Durable & eco-friendly materials
- Custom builds available

After sales service & product support

- Single supplier for parts, spares & accessories
- Dedicated customer help-desk (24h service)
- Dedicated service department in-house
- Global parts distribution network
- Optional global on-site servicing available
- Extensive training options available (technical & commercial), on-site or in-house

PERFORMANCE CURVES (1500 RPM)

Continuous duty according ISO 9906



STANDARD TECHNICAL SPECIFICATIONS
BBA auto prime pump

Pump type.....	BA300E D328
Max. flow.....	1250 m ³ /hour (5500 US gpm)
Max. head.....	19 mwc (63 feet)
Impeller type.....	Semi-open impeller
Solids handling.....	120 x 105 mm (4.7 x 4 inch)
Pump casing.....	Cast iron GG25
Impeller.....	Ductile iron GGG70
Self-cleaning wear plate.....	Cast iron GG25 (w/ cutter slots)
Pump shaft.....	42CrMo4 heat treated
Shaft seal.....	Mechanical seal
Seal faces.....	Tung/Tung
O-ring.....	Viton


BBA priming system

Pump type.....	BBA MP100 Diaphragm pump
Air handling capacity.....	100 m ³ /h (59 CFM)
Max. vacuum.....	8.5 m (29 inHg)
Drive.....	Toothed belt (continuous drive)
Float box.....	Steel hot dip galvanised
Non return valve.....	Cast iron GG25
Check valve disc.....	Buna-N


Engine

Engine brand.....	Perkins
Engine type.....	1104D-44TA
Flywheel power.....	67 kW (91 Hp)
Max. engine speed.....	1500 RPM
Fuel consumption.....	227 g/kWh
Displacement.....	4.4 l
Number of cylinders.....	4
Cooling system.....	Water cooled
Emission level.....	Stage IIIA

BBA dashboard LC20

- Auto start/stop system
- Two float switches included (10m cable)
- Switch Manual-0-Auto
- Tachometer
- Hour counter
- Warning lights "oil and engine temperature"
- Warning light "auto stand-by"


Fuel system

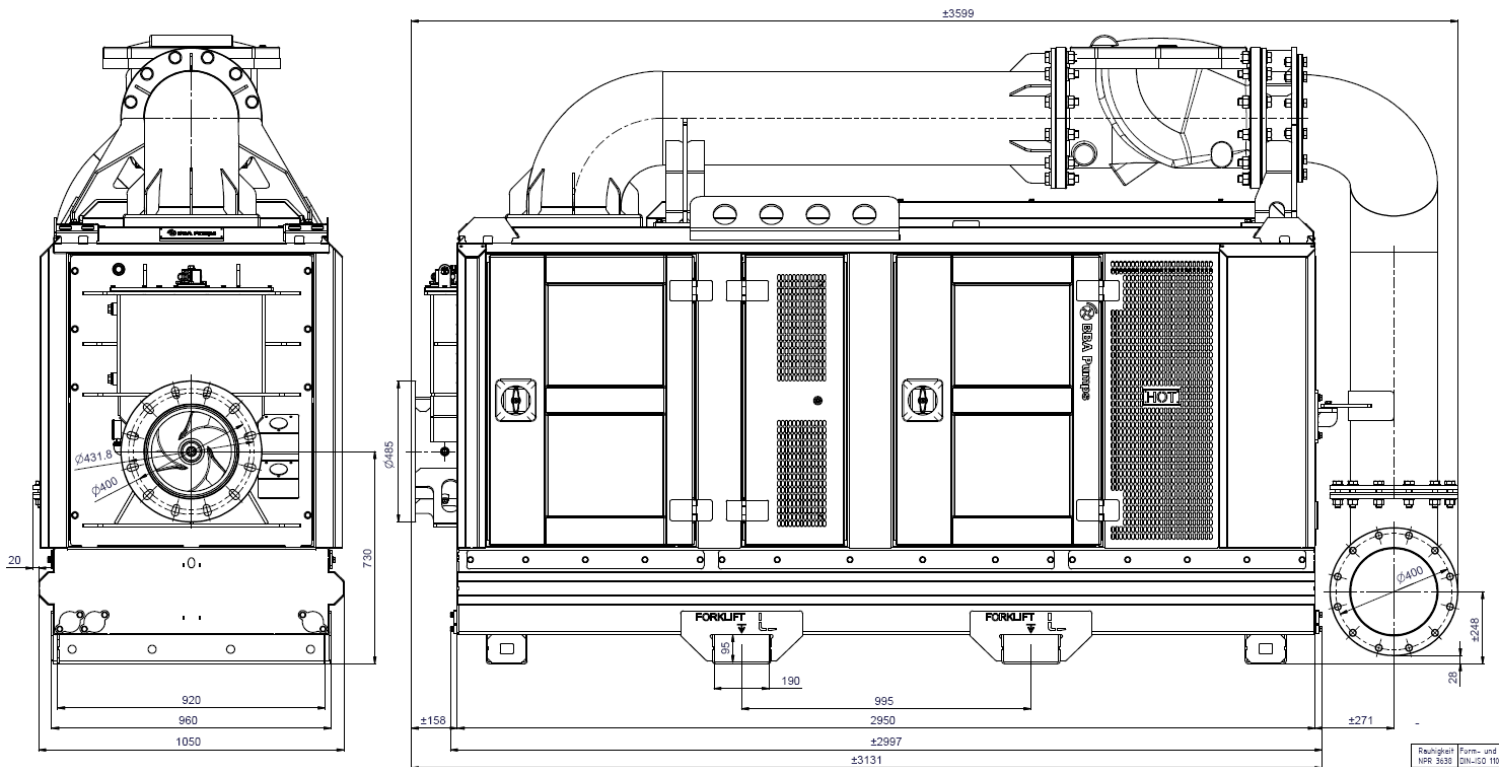
- PE fuel tank 300 L. net (80 US Gallon)
- Fuel tank cap Ø 100 mm
- Mechanical fuel injection system

Electrical system & safety features

- Nominal voltage 12 Volt
- Premium quality battery
- Engine safety features like overload shutdown

CANOPY M10-30 (discharge roof pipe)
BBA sound attenuating canopy

- Canopy type.....M10-30
- Dimensions L x W x H 3600 x 1050 x 2160 mm
- Dimensions L x W x H 141.7 x 41.3 x 85 inch
- Basic frame Hot dip galvanised
- Doors Composite easy-access doors (lockable)
- Fuel tank PE net 300 ltr (80 US Gallon)
- Fuel tank autonomy 17 hours (at 1500 rpm BEP)
- Fuel tank cap 100 mm (4 inch)
- Module (10-23 kit)..... Oil drain pump – battery isolator – external fuel tank connector
- Forklift pockets..... Fitted with 2 forklift pockets
- Lifting point Fitted with 2 lifting points
- Connections..... Please consult “auxiliary items”
- Exhaust system Fully integrated in canopy
- Radiator box Genuine Perkins
- Additional..... Fitted with oil-water separator
- Documentation box..... BBA user manual and warranty book



Actual dimensions (in mm) may vary depending on selected quick couplings.



Fuel tank
Fully bunded, corrosion-free, 300 liter, high-density polyethylene (HDPE) fuel tank, located in base of canopy.



Double vacuum pump
Diaphragm pump, air-cooled, water-resistant and oil-spillage free. Air capacity of 100 m³ per hour.



Easy inspection
Oil glasses, drain valves and fill plugs all easily accessible.



Large inspection covers
Easy access to float box, impeller and non-return valve.



Safety
Extremely durable and lockable T-locks offering perfect grip.



4 Year limited warranty
The BBA limited warranty covers years or operating hours whichever occurs first. For more details please consult the BBA warranty book.