

Stackable frame **SF9-15**

Pump specifications:

Type.....	PT130 D130
Design.....	Double acting piston pump
Max. flow	35 m ³ /hour (154 US gpm)
Max. pressure	20 mwc (66 ft.)
Max. suction lift.....	9,6 mwc (32 ft.)
Connections.....	4 inch
Electric motor.....	3 kW – 4 pole
Voltage	230/400V
Frame or canopy	SF9-15 or L9-15
Dry weight.....	770 kg / 925 kg

FEATURES

PT Wellpoint pump

The PT wellpoint pump has been designed for vertical- and horizontal dewatering applications. These positive displacement pumps are fully self-priming and are capable of handling air, water or any mixture of both without requiring a separate priming system.

Furthermore, these pumps are capable of running dry indefinitely without causing damage or excessive wear to any part of the unit.

World-class performance

The PT pump package offers lowest cost of ownership and provides a reliable and durable solution to the challenges facing dewatering companies around the world. The technology has been tried and tested in the field and has revolutionised the vertical- and horizontal dewatering market on a global scale, by offering unmatched performance at minimal costs thereby improving the return on investment (ROI).

Key features PT Pumps

- Self-priming, no additional priming system required
- Excellent suction capabilities on all flows
- High pump efficiency
- Minimal power consumption reducing running costs
- Can run dry indefinitely
- Extended unit life time

Complete package designed & built by BBA Pumps

- Complete in-house design & production
- Over 60 years of experience in the market
- Extensive testing facility in-house
- Contemporary & functional design
- Durable & eco-friendly materials

After sales service & product support


- Single supplier for parts, spares & accessories
- Dedicated customer help-desk (24h service)
- Dedicated service department in-house
- Global parts distribution network
- Optional global on-site servicing
- Extensive training options available (technical & commercial), on-site or in-house



Canopy **L9-15** (approx. 35 dB @ 10 m)

STANDARD TECHNICAL SPECIFICATIONS
BBA double action piston pump


Pump type.....	PT130 D130
Max. flow.....	35 m ³ /hour (154 US gpm)
Max. head.....	20 mwc (66 feet)
Max. suction lift.....	9.6 mwc (32 ft.)
Speed.....	62 strokes/min
Pump casing.....	Cast iron GG20
Pump cover.....	Cast iron GG20
Cylinder liners.....	Stainless steel 1.4301
Piston cups.....	Leather
Piston rods.....	Stainless steel 304
Shaft sealing.....	Gland packing
Valve rubbers.....	NBR
Stone catcher.....	Cast iron GG20
Measure equipment.....	2 vacuum gauges


Electric motor

Motor type.....	HMA3
Power.....	3 kW (4 Hp)
Speed.....	1435 RPM
Voltage.....	230/400 V
Frequency.....	50 Hz
Poles.....	4
Mounting.....	B3
Protection.....	IP55
On-off switch.....	Manual
Plug.....	CEE 5P/32A/400V



BBA frame

Stackable frame.....	SF9-15
Dimensions L x B x H.....	1500 x 940 x 1228 mm
Basic frame.....	Steel hot dip galvanized
Lifting point.....	Fitted with single lifting point
Forklift pockets.....	Fitted with 2 forklift pockets
Connections.....	See options list



BBA super silent canopy

Canopy type.....	L9-15
Dimensions L x B x H.....	1500 x 940 x 1228 mm
Basic frame.....	Steel hot dip galvanized
Doors (4).....	Composite lockable doors
Lifting point.....	Fitted with single lifting point
Forklift pockets.....	Fitted with 2 forklift pockets
Connections.....	See options list





Lubrication and drive
Precisely machined drive gears and an automatic lubrication system provide excellent performance and minimal sound emissions.



Hard-wearing piston rods
The stainless steel piston rods have been carefully machined to provide an increased service life and minimal maintenance.



Easy access points
Allowing access to the cylinders, stuffing boxes and other critical areas for easy cleaning and maintenance.



Standard stone catcher
All PT pumps feature a stone catcher protecting the pump internals from any suspended solids. The stone catcher has easy-access cleaning covers and comes with dual vacuum gauges to monitor pump performance.



Exchangeable liners
The stainless steel cylinder liners can be rotated for extended service life. Fitted with a quick release system, rotating and exchanging the cylinders is simple even when servicing the pump in the field.



4 Year limited warranty
The BBA limited warranty covers years or operating hours whichever occurs first. For more details please consult the BBA warranty book.